

# Functional Release Notes 9.43.0

---

Release note status: **FINAL**

(Internal document. BU is responsible for communication with customers and partners.)

## Table of contents

- [Notice](#)
- [Introduction](#)

[SIGMA services](#)

[API](#)

[Purchase to Pay](#)

[Order Core](#)

[Accounting Core](#)

[Accounting Modules](#)

[Customer Ledger](#)

[Data as a Service](#)

[NeXtGen services](#)

[NeXtGen Sales Order Service \(OC\)](#)

[NeXtGen Process Payment Service \(P2P\)](#)

[API - Due dates for breaking changes](#)

---

## Notice

18.4.2023

All information in this documentation may be changed without warning, and it does not represent an obligation on the part of the manufacturer.

All material in this documentation and the programs it concerns are protected by copyright legislation and the specially entered Agreement concerning usage rights and maintenance. All rights to this material are the property of Visma NextGen AB. Any copying or duplication of the material in this document, including but without limitations, text, screen appearance, icons, or methods, is prohibited.

As a part of its continuous development of the system, Visma NextGen AB may change the composition of packages, modules and functions. Visma NextGen AB waives any responsibility for any errors or omissions in the system, apart from what is clearly described in the current Agreement on usage rights and maintenance. Use of the system on other computers than the system it is licensed for is illegal and will be reported to the police and compensation will be claimed.

---

## Introduction

This document includes information about new and changed features, fixed issues, and known issues and limitations in the latest version of [Visma.net](#) ERP.

We recommend that you read through the document so that you are familiar with the changes that have been made in this version before you start using it.

Please note that this document refers to the UK English version of [Visma.net](#) ERP.

---

---

# SIGMA services

---

## API

[Release Notes.](#)   [Documentation](#)   [T](#)   [Ret version\(er\)](#)

---


[366 opgaver](#)

---

## Purchase to Pay

[Release Notes.](#)   [Documentation](#)   [T](#)   [Ret versi](#)

---

<b>Warning message when changing supplier on purchase invoice</b>	There is a new a warning message which is displayed in the Purchase invoices (AP301000) window when you change supplier on an invoice. It is meant to raise awareness on the fact that you have add again the lines of the invoice so that the amounts will be correct.		9.43.0
---	---	---	--------

---

[179 opgaver](#)

---

## Order Core

[Release Notes.](#)   [Documentation](#)   [T](#)   [Ret version\(er\)](#)

---


[156 opgaver](#)

---

## Accounting Core

[Release Notes.](#)   [Documentation](#)   [T](#)   [Ret versi](#)

---

<b>View transactions when filtering on date in Account details</b>	Previously, when filtering on date in Account details window (GL404000), a transaction was registered and no result was presented. This has been fixed and now you are able to see the transactions when filtering on the date it is registered on.		9.43.0
--	---	---	--------

---

[269 opgaver](#)

---

## Accounting Modules

[Release Notes.](#)   [Documentation](#)   [T](#)   [Ret version\(er\)](#)

---

[206 opgaver](#)

---

## Customer Ledger

[Release Notes.](#)   [Documentation](#)   [T](#)   [Ret versi](#)

---

**Improved performance in the Update contract prices and Customer contracts windows**

Earlier, the Update contract prices (CT503000) and Customer contracts (CT3010PL) windows had slow performance. This has now been fixed and the performance has improved significantly.



9.43.0

**Automation schedule 'Poll invoicestatus from Autoinvoice' and date filter in the Send invoices window now work correctly**

Earlier, the Automation schedule 'Poll invoicestatus from Autoinvoice' and the Start date and End date filter did not work in the Send invoices (AR508000) window. This has now been fixed.



9.43.0

[185 opgaver](#)

---

## Data as a Service

[Release Notes.](#)   [Documentation](#)   [T](#)   [Ret version\(er\)](#)

---

[99 opgaver](#)

---

---





## NeXtGen services

---

## NeXtGen Sales Order Service (OC)

Release note title	Release Notes.	Komponent(er)Ret version (er)	Løst	T
--------------------	----------------	-------------------------------	------	---

---

Premium freight amount available in UI	The field Premium freight amount has now been added to the UI.	Frontend	2.0	apr. 14, 2023	
Order weight and Order volume available in UI	The fields Order weight and Order volume have now been added to the UI. These are calculated as the totals of all weights and volumes on the lines.	Frontend	2.0	apr. 17, 2023	
Freight cost available in UI	The Freight cost field has now been added to the UI. The value will be set according to settings for the ship via code.	Frontend	2.0	apr. 13, 2023	
Quotation marks for "ETag" and "Match-if" headers	Quotation marks around the "ETag" and "Match-if" headers are now included in the response headers as per documentation.	API	1.0.14.53 2	apr. 13, 2023	

[105 opgaver](#)

## NeXtGen Process Payment Service (P2P)

[Release Notes.](#)   [Documentation](#)   [Komponent\(er\)](#)   [Ret version\(er\)](#)   [Løst](#)   [T](#)

[67 opgaver](#)

### API - Due dates for breaking changes

Release Notes.	Documentation	Deadline
<b>Branch filtering for JournalTransaction endpoint to be applied on transaction instead of batch</b>	At this moment, the Branch filter on the JournalTransaction endpoint is applied on batch level. It will be switched to be applied on transaction level instead of batch. This change will be enforced starting the 20th of June 2023. The ones willing to switch to this new approach earlier can contact the partners, support, or development team.	jun. 20, 2023

A number of Sales Order API endpoints will be removed as a part of the transition to the next generation ERP.

The following API endpoints will be removed:

GET /controller/api/v1/salesorder/{orderNbr}  
GET /controller/api/v1/salesorder/{orderType}/{orderNbr}  
GET /controller/api/v1/salesorder/{orderType}/{orderNbr}/rotrut  
GET /controller/api/v1/salesorder  
GET /controller/api/v1/salesorder/{orderType}/{orderNbr}/commissions  
POST /controller/api/v1/salesorder  
POST /controller/api/v1/salesorder/{saleOrderNumber}/action/cancelSalesOrder  
POST /controller/api/v1/salesorder/{salesOrderNumber}/action/reopenSalesOrder  
PUT /controller/api/v1/salesorder/{orderNbr}  
GET /controller/api/v1/salesorderbasic/{orderNbr}  
GET /controller/api/v1/salesorderbasic/{orderType}/{orderNbr}  
GET /controller/api/v1/salesorderbasic  
POST /controller/api/v1/salesorderbasic  
PUT /controller/api/v1/salesorderbasic/{orderNbr}  
POST /controller/api/v2/salesorderbasic  
POST /controller/api/v2/salesorder  
POST /controller/api/v2/salesorder/{saleOrderNumber}/action/cancelSalesOrder  
POST /controller/api/v2/salesorder/{salesOrderNumber}/action/reopenSalesOrder

All functionality currently missing in the new Sales Order Service API will be added before these endpoints are removed. The list of affected endpoints will also be extended, so pay attention to future updates.

For more information on how to use the Visma.net ERP Sales Order Service, please visit:  
<https://community.visma.com/t5/News-in-Developers-Visma-net/Getting-started-with-the-first-neXtGen-service-Visma-net-ERP/ba-p/401436>

Swagger for Visma.net.ERP.SalesOrder.API  
<https://salesorder.visma.net/swagger/index.html>