

Functional Release Notes 9.58.0

Release note status: **FINAL**

 9.58.0 - SIGMA 2023-08-08 RELEASED

(Internal document. BU is responsible for communication with customers and partners.)

Table of contents

- [Notice](#)
- [Introduction](#)

[SIGMA services](#)

[API](#)

[Purchase to Pay](#)

[Order Core](#)

[Accounting Core](#)

[Accounting Modules](#)

[Customer Ledger](#)

[Data as a Service](#)

[NeXtGen services](#)

[NeXtGen Sales Order Service \(OC\)](#)

[NeXtGen Process Payment Service \(P2P\)](#)

[API - Due dates for breaking changes](#)

Notice

8.08.2023

All information in this documentation may be changed without warning, and it does not represent an obligation on the part of the manufacturer.

All material in this documentation and the programs it concerns are protected by copyright legislation and the specially entered Agreement concerning usage rights and maintenance. All rights to this material are the property of Visma NextGen AB. Any copying or duplication of the material in this document, including but without limitations, text, screen appearance, icons, or methods, is prohibited.

As a part of its continuous development of the system, Visma NextGen AB may change the composition of packages, modules and functions. Visma NextGen AB waives any responsibility for any errors or omissions in the system, apart from what is clearly described in the current Agreement on usage rights and maintenance. Use of the system on other computers than the system it is licensed for is illegal and will be reported to the police and compensation will be claimed.

Introduction

This document includes information about new and changed features, fixed issues, and known issues and limitations in the latest version of [Visma.net](#) ERP.

We recommend that you read through the document so that you are familiar with the changes that have been made in this version before you start using it.

Please note that this document refers to the UK English version of [Visma.net](#) ERP.

SIGMA services

API

[Release Notes.](#) [Documentation](#) [T](#) [Ret version\(er\)](#)

[379 opgaver](#)

Purchase to Pay

[Release Notes.](#) [Documentation](#) [T](#) [Ret version\(er\)](#)

[201 opgaver](#)

Order Core

[Release Notes.](#) [Documentation](#) [T](#) [Ret versi](#)

New check box 'Show completed documents' in Sales orders list window

A check box 'Show completed documents' has been added to the Sales orders (SO3010PL) list window. You can select this check box to include documents with the Completed status in the table, and you can clear the check box to hide these documents from the table. By default, the check box is cleared.



9.58.0

The time it takes to load the window has shortened significantly by not showing the completed documents, depending on the amount of records in the system.

This check box is only available if the window has not been customised. If you have customised this window, you can add the check box manually in the generic inquiry as a new parameter and condition.

[184 opgaver](#)

Accounting Core

[Release Notes.](#) [Documentation](#) [T](#) [Ret versi](#)

New error message when trying to release a recurring transaction in Recurring transactions or Generate recurring transactions on a Module control account

The error message when trying to release a recurring transaction in the windows Recurring transactions (GL203500) or Generate recurring transactions (GL504000) on a Module control account.



9.58.0

The new message is as follow:
Error: An error occurred during processing of the field Account value (AccountID) GL Error: The usage of account (Account) in GL transactions is restricted. To allow GL postings on this account please go to GL202500-Chart of accounts and tick the checkbox in the 'Allow manual entry' column for this account.

The previous message said that it was not a Module control account and you had to set it or change to use a Module control account, which was a wrong message.

Wrong balances in Account details

The error that caused wrong beginning end ending balances in the Account details (GL404000) window has now been fixed.



9.58.0

[297 opgaver](#)

Accounting Modules

[Release Notes.](#) [Documentation](#) [T](#) [Ret version\(er\)](#)

[217 opgaver](#)

Customer Ledger

[Release Notes.](#) [Documentation](#) [T](#) [Ret version\(er\)](#)

[200 opgaver](#)





Data as a Service

[Release Notes.](#) [Documentation](#) [T](#) [Ret version\(er\)](#)

[105 opgaver](#)

NeXtGen services

NeXtGen Sales Order Service (OC)

Release note title	Release Notes.	Komponent(er)	Ret versio(n(er))	Løst	T
Item set when unique item ID is entered	Earlier, when you entered a full unique item ID in the Find items field and only one item was found, you still had to select the item. This has now been improved so that, when you enter a full unique item ID, you do not need to select the item anymore. You can press Enter and the item will be set on the line directly and you move to the next editable field.	Frontend	2.0.54 7	aug. 03, 2023	
Change shipping address and contact after saving an order	You can now: - Change the shipping address and contact after an order has been saved. - Reset the shipping address and/or contact to the default value of the customer.	Frontend	2.0.54 7	aug. 02, 2023	
Selectable order types in UI	Order types used for returns, e.g., RR, CM, and RC, are no longer available for the user. Only order types used for sales are available.	Frontend	2.0.54 7	aug. 03, 2023	
ProjectTaskID in POST and PATCH	Setting the ProjectTaskID field for an order line is now supported in GET, POST and PATCH.	API	1.0.14. 698	aug. 04, 2023	

[130 opgaver](#)

NeXtGen Process Payment Service (P2P)

[Release Notes.](#) [Documentation](#) [Komponent\(er\)](#) [Ret versio\(n\(er\)\)](#) [Løst](#) [T](#)

[87 opgaver](#)

API - Due dates for breaking changes

[Release Notes.](#)

[Documentation](#)

[Deadline](#)

Planned removal of VNI authentication method	<p>We are planning to phase out VNI authentication method by the end of 2023. ISVs should register their (existing) integrations in the Developer Portal and use Connect authentication instead before the stated end date.</p> <p>Benefits of this change:</p> <ul style="list-style-type: none"> - One preferred method of authentication across Visma.net ERP portfolio - Better security using scopes - Let customer be more in control (customer grants access explicitly) <p>More information for ISVs on how to migrate existing integrations and/or setup new integrations can be found in the international developer community: https://community.visma.com/t5/News-in-Developers-Visma-net/Visma-net-ERP-APIs-are-now-available-for-Visma-Connect/ba-p/542148</p>	dec. 31, 2023
Planned removal of Sales Order API endpoints	<p>05.05.2023 - Due date is now changed. We plan to be functional complete by Q2-2024(30th of June 2024), thus new Due date being end of Q4-2024(31st of December 2024). If any change would occur for this, we will announce that as soon as possible,</p> <p>22.03.2023 - This is now in consideration. New dates for the deadline will come.</p> <p>A number of Sales Order API endpoints will be removed as a part of the transition to the next generation ERP.</p> <p>The following API endpoints will be removed:</p> <pre>GET /controller/api/v1/salesorder/{orderNbr} GET /controller/api/v1/salesorder/{orderType}/{orderNbr} GET /controller/api/v1/salesorder/{orderType}/{orderNbr}/rotrut GET /controller/api/v1/salesorder GET /controller/api/v1/salesorder/{orderType}/{orderNbr}/commissions POST /controller/api/v1/salesorder POST /controller/api/v1/salesorder/{saleOrderNumber}/action/cancelSalesOrder POST /controller/api/v1/salesorder/{salesOrderNumber}/action/reopenSalesOrder PUT /controller/api/v1/salesorder/{orderNbr} GET /controller/api/v1/salesorderbasic/{orderNbr} GET /controller/api/v1/salesorderbasic/{orderType}/{orderNbr} GET /controller/api/v1/salesorderbasic POST /controller/api/v1/salesorderbasic PUT /controller/api/v1/salesorderbasic/{orderNbr} POST /controller/api/v2/salesorderbasic POST /controller/api/v2/salesorder POST /controller/api/v2/salesorder/{saleOrderNumber}/action/cancelSalesOrder POST /controller/api/v2/salesorder/{salesOrderNumber}/action/reopenSalesOrder</pre> <p>All functionality currently missing in the new Sales Order Service API will be added before these endpoints are removed. The list of affected endpoints will also be extended, so pay attention to future updates.</p> <p>For more information on how to use the Visma.net ERP Sales Order Service, please visit: https://community.visma.com/t5/News-in-Developers-Visma-net/Getting-started-with-the-first-neXtGen-service-Visma-net-ERP/ba-p/401436</p> <p>Swagger for Visma.net.ERP.SalesOrder.API https://salesorder.visma.net/swagger/index.html</p>	dec. 31, 2024