

Functional Release Notes 10.07.0

Release note status: **FINAL**

 **10.07.0 - SIGMA** 2024-07-02 **UNRELEASED**

(Internal document. BU is responsible for communication with customers and partners.)

Table of contents

- [Notice](#)
- [Introduction](#)

[SIGMA services](#)

[General](#)

[API](#)

[Purchase to Pay](#)

[Order Core](#)

[Accounting Core](#)

[Accounting Modules](#)

[Customer Ledger](#)

[Data as a Service](#)

[NeXtGen services](#)

[NeXtGen Sales Order Service \(OC\)](#)

[NeXtGen Process Payment Service \(P2P\)](#)

[NeXtGen Journal Transactions Service API \(Accounting Core\)](#)

[API - Due dates for breaking changes](#)

Notice

All information in this documentation may be changed without warning, and it does not represent any obligation on the part of the manufacturer.

All material in this documentation and the programs it concerns are protected by copyright legislation and the specially entered Agreement concerning usage rights and maintenance. All rights to this material are the property of Visma NextGen AB. Any copying or duplication of the material in this document, including but without limitations, text, screen appearance, icons, or methods, is prohibited.

As a part of its continuous development of the system, Visma NextGen AB may change the composition of packages, modules and functions. Visma NextGen AB waives any responsibility for any errors or omissions in the system, apart from what is clearly described in the current Agreement on usage rights and maintenance. Use of the system on other computers than the system it is licensed for is illegal and will be reported to the police and compensation will be claimed.

Introduction

This document includes information about new and changed features, fixed issues, and known issues and limitations in the latest version of [Visma.net](#) ERP.

We recommend that you read through the document so that you are familiar with the changes that have been made in this version before you start using it.

Please note that this document refers to the UK English version of [Visma.net](#) ERP.




SIGMA services

General

[Release Notes.](#) [Documentation](#) [T](#) [Fix Version/s](#)



[121 issues](#)

API

Release Notes.	Documentation	T	Fix Version /s
GET purchaseReceipt V2 - endpoint is missing poOrder LineNbr-field in result	Earlier, poOrderLineNbr was missing from GET purchaseReceipt V2. This has now been fixed		10.07.0
Previously, GET - /controller/api/v1/inventory API has been retrieving the "warehouseID" with trailing spaces in WarehouseDetails [] array. This has now been corrected.	Previously, GET - /controller/api/v1/inventory API has been retrieving the "warehouseID" with trailing spaces in WarehouseDetails [] array. This has now been corrected.		10.07.0
Can't select active warehouse when create shipment in salesorder screenID=SO301000	Earlier, when sales order with multiple warehouses was created by POST salesorderV1- or V2-endpoints , there was not possible to choose the active warehouse when creating shipment in salesorder screenID=SO301000. This has now been fixed.		10.07.0







[453 issues](#)

Purchase to Pay

Release Notes.	Documentation	T	Fix Version /s
Disable fetching documents from autoinvoice when "External invoice inbox" is enabled from Enable/disable functionalities (CS100000)	<p>Enabling the feature "External invoice inbox" (CS100000) will hide all the existing screens/fields/columns/actions related to the existing approval and invoice inbox workflows.</p> <p>When enabling this feature, system will now also stop fetching the documents from autoinvoice.</p>		10.07.0
Prevented releasing documents if deferral schedule periods used not found in the system	<p>System will still allow saving the term start date and term end dates, but a warning will be given if using periods not yet generated.</p> <p>During release of the document an error will be given. To create the deferral schedule and release the document; Generate the missing periods used for the schedule or apply a new valid time range in term dates.</p>		10.07.0



[247 issues](#)

Order Core

Release Notes.	Documentation	T	Fix Version /s
New button "Excise duty" in customer invoice screen (screenID=SO303000) when "Excise duty" functionality is enabled	New functionality and new button "Excise duty" in customer invoice screen (screenID=SO303000) when "Excise duty" functionality is enabled		10.07.0
New layout of Excise Duty Group screen (EF205000)	New layout and functionality in Excise Duty Group screen (EF205000)		10.07.0
As a sales user I want to mark all sales order rows in screenID=SO301000 to status "Completed"	New functionality in sales order screen (screenID=SO301000) to set backorders to 'complete' (Actions -> Complete order). Set all the lines with open qty to 'complete' and change the state of the order to 'complete'.		10.07.0
Missing information for shipping address and shipping contact in 'Carrier labels'-report (screenID=SO645000){}	Earlier, there was missing information for shipping address and shipping contact in 'Carrier labels'-report (screenID=SO645000){}. This has now been fixed.		10.07.0
Cross-reference	Cross reference is now fixed if you use Global it will always be picked now.		10.07.0
Net weight is now calculated and visible under document details on shipments	Previously, for shipments, the net weight was not calculated and visible under document details. This has now been fixed.		10.07.0




[276 issues](#)

Accounting Core

Release Notes.	Documentation	T	Fix Version /s
Fixed sub account entry error in ARM reports	In version 10.7 we fixed an error that made it impossible to enter sub accounts into the sub account fields of ARM reports. Entering sub accounts is now working again as before		10.07.0
Different amounts between Prepare VAT report and Release VAT report is fixed	The prepare VAT report (TX501000) excluded transactions from previous periods in the screen but processed them so you had different amounts in Release VAT report (TX502000). This is now fixed and the Prepare VAT report screen show the same amounts as Release VAT report screen. Note! The amounts shown in Release VAT report was correct.		10.07.0



[353 issues](#)

Accounting Modules

Release Notes.	Documentation	T	Fix Version /s
Improvement in matching and processing of batch payments received in Incoming payment files from Autopay	When importing and processing incoming batch payments from Autopay including a transaction with wrong information ex. wrong KID number the whole batch payment ended up in Process incoming payment screen for manual processing.. This have now been fixed and the system will import and process the transactions with correct information, and add the rest to the Process incoming payments for manual handling. This feature is released behind a feature toggle.		10.07.0
Invoice recognition in the Process bank transaction screen	We have improved the invoice recognition in the process bank transaction screen (CA306000), so the invoice numbers extracted from the transaction description based on the AR number sequence is correct also in more specific cases. This feature will, in the beginning, be release behind a feature toggle.		10.07.0
Assets not showing in the report FA Balance by GL Account - screen FA643000	Assets setup with sub accounts not equal to the sub account at the selected asset class, did not show up at the report. This has now been fixed.		10.07.0

[281 issues](#)

Customer Ledger

Release Notes.	Documentation	T	Fix Version /s
Fix for report Balance by customer (AR632500) to show automatically the Parent and Child records	When the "consolidate invoice" and "consolidate balance" checkboxes are selected for a child customer, and you choose a parent customer in Customer Summary (AR402000) with the "include child accounts" checkbox also selected, then click on Reports -> Balance by Customer, the system will automatically display the report showing both Parent and Child records.		10.07.0
Warning for the same customer Vat registration ID and Corporate ID	You are now getting a warning message when the same Vat registration ID and Corporate ID is set on the Customer window (AR303000) and on the Customer Location window (CR303010)		10.07.0

[255 issues](#)

Data as a Service

Release Notes.	Documentation	T	Fix Version /s
----------------	---------------	---	----------------

Validate inventory IN505000 no longer updates lastModifiedDateTime on stock item

Previously, when user executed the validate inventory process using the Validate inventory(IN50500) window, the process updated the LastModifiedDateTime column on the stock item in the database even when nothing on the stock item was changed. This is no longer the case.



10.07.0

[127 issues](#)

NeXtGen services

NeXtGen Sales Order Service (OC)

Release note title	Release Notes.	Component/s	Fix Version /s	Resolved	Issue Type
Access to order in interactive API now restricted based on user's access to branch	For the GET endpoints, if a call is done with a user token for a user without access to the order's branch, the endpoint will now return a 404 error.	API	1.1.0	Jun 28, 2024	

NeXtGen Process Payment Service (P2P)

Release note title Release Notes. Component/s T Fix Version/s Resolved

[132 issues](#)

NeXtGen Journal Transactions Service API (Accounting Core)

Release Notes. Documentation Fix Version/s Resolved T Component/s

Jul 02, 2024 API, Transformation

[12 issues](#)

API - Due dates for breaking changes

Release Notes.	Documentation	Due
Planned removal of VNI authentication method	<p>As mentioned many times earlier, VNI authentication method had its End of life on 1st of June 2024.</p> <p>This is an urgent notice for all ISVs and partners with integrations in Visma.net:</p> <p>We have previously informed all partners and ISVs to migrate their existing integrations to Visma.net using the new authentication method through Connect.</p> <p>As from June 1st deadline is reached it is important to know that starting from the deadline, we will initiate throttling of these integrations. This means that we will start limiting the number of calls per hour per integration. During June we will gradually decrease the limit and allow less calls per hour.</p> <p>Additionally, starting mid-June, we will cease to issue new access tokens for these integrations.</p> <p>More information for ISVs on how to migrate existing integrations and/or setup new integrations can be found in the international developer community: https://community.visma.com/t5/News-in-Developers-Visma-net/Visma-net-ERP-APIs-are-now-available-for-Visma-Connect/ba-p/542148</p>	Jun 01, 2024
Planned removal of Sales Order API endpoints	<p>We plan to be functionally complete by Q4-2024 (31st of December 2024), thus new due date being end of Q1-2025(31st of March 2025). If any change would occur for this, we will announce that as soon as possible,</p> <p>A number of Sales Order API endpoints will be removed as a part of the transition to the next generation ERP.</p> <p>The following API endpoints will be removed:</p> <ul style="list-style-type: none">GET /controller/api/v1/salesorder/{orderNbr}GET /controller/api/v1/salesorder/{orderType}/{orderNbr}GET /controller/api/v1/salesorder/{orderType}/{orderNbr}/rotrutGET /controller/api/v1/salesorderGET /controller/api/v1/salesorder/{orderType}/{orderNbr}/commissionsPOST /controller/api/v1/salesorderPOST /controller/api/v1/salesorder/{saleOrderNumber}/action/cancelSalesOrderPOST /controller/api/v1/salesorder/{salesOrderNumber}/action/reopenSalesOrderPUT /controller/api/v1/salesorder/{orderNbr}GET /controller/api/v1/salesorderbasic/{orderNbr}GET /controller/api/v1/salesorderbasic/{orderType}/{orderNbr}GET /controller/api/v1/salesorderbasicPOST /controller/api/v1/salesorderbasicPUT /controller/api/v1/salesorderbasic/{orderNbr}POST /controller/api/v2/salesorderbasicPOST /controller/api/v2/salesorderPOST /controller/api/v2/salesorder/{saleOrderNumber}/action/cancelSalesOrderPOST /controller/api/v2/salesorder/{salesOrderNumber}/action/reopenSalesOrder <p>All functionality currently missing in the new Sales Order Service API will be added before these endpoints are removed. The list of affected endpoints will also be extended, so pay attention to future updates.</p> <p>For more information on how to use the Visma.net ERP Sales Order Service, please visit: https://community.visma.com/t5/News-in-Developers-Visma-net/Getting-started-with-the-first-neXtGen-service-Visma-net-ERP/ba-p/401436</p> <p>Swagger for Visma.net.ERP.SalesOrder.API https://salesorder.visma.net/swagger/index.html</p>	Mar 31, 2025

