

Functional Release Notes 9.88.0

Release note status: **FINAL**

(Internal document. BU is responsible for communication with customers and partners.)

Table of contents

- [Notice](#)
- [Introduction](#)

[SIGMA services](#)

[General](#)

[API](#)

[Purchase to Pay](#)

[Order Core](#)

[Accounting Core](#)

[Accounting Modules](#)

[Customer Ledger](#)

[Data as a Service](#)

[NeXtGen services](#)

[NeXtGen Sales Order Service \(OC\)](#)

[NeXtGen Process Payment Service \(P2P\)](#)

[NeXtGen Journal Transactions Service API \(Accounting Core\)](#)

[API - Due dates for breaking changes](#)

Notice

02.04.2024

All information in this documentation may be changed without warning, and it does not represent any obligation on the part of the manufacturer.

All material in this documentation and the programs it concerns are protected by copyright legislation and the specially entered Agreement concerning usage rights and maintenance. All rights to this material are the property of Visma NextGen AB. Any copying or duplication of the material in this document, including but without limitations, text, screen appearance, icons, or methods, is prohibited.

As a part of its continuous development of the system, Visma NextGen AB may change the composition of packages, modules and functions. Visma NextGen AB waives any responsibility for any errors or omissions in the system, apart from what is clearly described in the current Agreement on usage rights and maintenance. Use of the system on other computers than the system it is licensed for is illegal and will be reported to the police and compensation will be claimed.

Introduction

This document includes information about new and changed features, fixed issues, and known issues and limitations in the latest version of [Visma.net](#) ERP.

We recommend that you read through the document so that you are familiar with the changes that have been made in this version before you start using it.

Please note that this document refers to the UK English version of [Visma.net](#) ERP.

SIGMA services

General

[Release Notes.](#) [Documentation](#) [T](#) [Fix Version/s](#)

[117 issues](#)





API

[Release Notes.](#) [Documentation](#) [T](#) [Fix Version/s](#)

[430 issues](#)

Purchase to Pay

[Release Notes.](#) [Documentation](#) [T](#) [Fix Version /s](#)

Reverse option disabled from the from the released retainage documents	The retainage functionality for purchase invoices follows the same logic as for purchase credit notes. When the document has released retainage into an invoice or credit note, the "Reverse" functionalities are not supported for the retainage document created. The Reverse option has been disabled from this scenario. If a document for correction is needed, the document in this scenario needs to be manually created.		9.88.0
New option "External invoice inbox" included into Enable/disable functionalities (CS100000)	Enabling the feature "External invoice inbox" (CS100000) will hide all the existing screens/fields/columns/actions related to the existing approval and invoice inbox workflows. Use case for this specific option is within companies where external inbox and approval flows are used instead of existing integrations.		9.88.0
Add Purchase order option enabled for prepayments	You are now able to add purchase orders for Prepayment documents in the Purchase invoices (AP301000) window. Note: Adding a purchase order has been enabled only for non-stock items that do not require a purchase receipt.		9.88.0
Purchase credit note approved in Approval Center not automatically released	Previously, purchase credit notes approved in the Approval Center were not automatically released in Visma.net ERP. This has now been fixed.		9.88.0

[235 issues](#)


Order Core

[Release Notes.](#) [Documentation](#) [T](#) [Fix Version/s](#)

[240 issues](#)

Accounting Core

[Release Notes.](#) [Documentation](#) [T](#) [Fix Version /s](#)

Credit note opened when clicking "View source document" on a journal transaction	In previous versions, when clicking the "View source document" button on a sales/purchase credit note in the Journal transactions (GL301000) window, you were redirected to the Customer/Supplier payments window. This has now been fixed, and you will be redirected to the Sales/Purchase invoices window. The same fix was applied for the Account details, Voucher details and Voucher details inquiry windows.		9.88.0
---	--	---	--------

[339 issues](#)


Accounting Modules


[Release Notes.](#) [Documentation](#) [T](#) [Fix Version/s](#)

[264 issues](#)

Customer Ledger



[Release Notes.](#) [Documentation](#) [T](#) [Fix Version /s](#)

Automation schedule now processes closed invoice/credit note	Earlier, you could not send closed invoices/credit notes in the Send invoices (AR508000) window to AutoInvoice by running an automation schedule. This has now been fixed.		9.88.0
---	--	---	--------

Overdue charges for multi-branch organisations are now processed under the corresponding branch	In the Calculate overdue charges (AR507000) window, the column Branch has been added, so that you can see which branch a document belongs to. If in a document, the branch in the Financial details tab differs from the branches on the lines in the Document details tab, the overdue charge will be created on the branch set in the Financial details tab.		9.88.0
--	--	---	--------

[242 issues](#)


Data as a Service

Release Notes.	Documentation	T	Fix Version /s
Including items with zero in balance in stocktaking count enabled	Two new fields have been added to the Prepare stocktaking (IN504000) window: 1. Checkbox "Include items with zero stock balance" - When this is selected, the items listed in this window will include items with zero stock balance and the last previous warehouse. 2. Date selector "Starting date to include from" - The date selector filters the items with zero stock balance by date. For example, if you set the date to 01/01/2024, the list will only include items and locations in stock between 01/01/2024 and the current date.		9.88.0
Unit cost, Cost and Total cost added to Kit specifications window	The columns Unit cost and Cost have been added to the components grid in Kit specifications window. Unit cost shows the cost of a single piece and Cost shows the sum of Unit cost multiplied by quantity. Total cost has been added to the upper part of the window, which shows the total cost of all components combined.		9.88.0

[122 issues](#)

NeXtGen services

NeXtGen Sales Order Service (OC)

Release note title	Release Notes.	Component/s	Fix Version /s	Resolved	T
Support for Excel import & export	It is now possible to export & import order lines. The import of order lines is done with fixed columns, meaning the column name in Excel needs to correspond to the order lines column name.	Frontend	2.0.856	Apr 02, 2024	

[214 issues](#)

NeXtGen Process Payment Service (P2P)

Release note title	Release Notes.	Component/s	Fix Version /s	Resolved	T
Cash account bulk change not work working	Changing account via bulk changes buttons was no longer working. This has now been fixed.	Outgoing Payments (P2P)	20.22.0.4819-UI	Mar 27, 2024	
Export to Excel enabled in Payment status tab	You are now able to export all details available inside each payment request to Excel.	Outgoing Payments (P2P)	1.0.1.3466-API	Mar 27, 2024	
Wrong currency in the Overlay edit mode	When checking the balance amount for invoices in foreign currency in Overlay edit mode, a wrong currency was displayed. This has now been fixed.	Outgoing Payments (P2P)	20.22.0.4819-UI	Mar 27, 2024	

[127 issues](#)

NeXtGen Journal Transactions Service API (Accounting Core)

Release Notes.	Component/s	Fix Version/s	Resolved	T
----------------	-------------	---------------	----------	---

[1 issue](#)

API - Due dates for breaking changes

Release Notes.	Documentation	Due
Default expand toggle values in GET KitAssembly endpoint to be set to FALSE instead of TRUE	Expand toggle values that are currently set to TRUE by default will be changed to FALSE by default.	May 01, 2024

Planned removal of VNI authentication method	<p>We are extending the deadline for phasing out VNI authentication method from December 31st 2023 til latest June 1st 2024.</p> <p>ISVs should register their (existing) integrations in the Developer Portal and use Connect authentication instead before the stated end date.</p> <p>Benefits of this change:</p> <ul style="list-style-type: none"> - One preferred method of authentication across Visma.net ERP portfolio - Better security using scopes - Let customer be more in control (customer grants access explicitly) <p>More information for ISVs on how to migrate existing integrations and/or setup new integrations can be found in the international developer community: https://community.visma.com/t5/News-in-Developers-Visma-net/Visma-net-ERP-APIs-are-now-available-for-Visma-Connect/ba-p/542148</p>	Jun 01, 2024
Planned removal of Sales Order API endpoints	<p>We plan to be functionally complete by Q3-2024 (30th of September 2024), thus new due date being end of Q4-2024(31st of December 2024). If any change would occur for this, we will announce that as soon as possible,</p> <p>A number of Sales Order API endpoints will be removed as a part of the transition to the next generation ERP.</p> <p>The following API endpoints will be removed:</p> <pre>GET /controller/api/v1/salesorder/{orderNbr} GET /controller/api/v1/salesorder/{orderType}/{orderNbr} GET /controller/api/v1/salesorder/{orderType}/{orderNbr}/rotrut GET /controller/api/v1/salesorder GET /controller/api/v1/salesorder/{orderType}/{orderNbr}/commissions POST /controller/api/v1/salesorder POST /controller/api/v1/salesorder/{saleOrderNumber}/action/cancelSalesOrder POST /controller/api/v1/salesorder/{salesOrderNumber}/action/reopenSalesOrder PUT /controller/api/v1/salesorder/{orderNbr} GET /controller/api/v1/salesorderbasic/{orderNbr} GET /controller/api/v1/salesorderbasic/{orderType}/{orderNbr} GET /controller/api/v1/salesorderbasic POST /controller/api/v1/salesorderbasic PUT /controller/api/v1/salesorderbasic/{orderNbr} POST /controller/api/v2/salesorderbasic POST /controller/api/v2/salesorder POST /controller/api/v2/salesorder/{saleOrderNumber}/action/cancelSalesOrder POST /controller/api/v2/salesorder/{salesOrderNumber}/action/reopenSalesOrder</pre> <p>All functionality currently missing in the new Sales Order Service API will be added before these endpoints are removed. The list of affected endpoints will also be extended, so pay attention to future updates.</p> <p>For more information on how to use the Visma.net ERP Sales Order Service, please visit: https://community.visma.com/t5/News-in-Developers-Visma-net/Getting-started-with-the-first-neXtGen-service-Visma-net-ERP/ba-p/401436</p> <p>Swagger for Visma.net.ERP.SalesOrder.API https://salesorder.visma.net/swagger/index.html</p>	Dec 31, 2024