

Functional Release Notes 9.92.0

Release note status: **DRAFT**

(Internal document. BU is responsible for communication with customers and partners.)

Table of contents

- [Notice](#)
- [Introduction](#)

[SIGMA services](#)

[General](#)

[API](#)

[Purchase to Pay](#)

[Order Core](#)

[Accounting Core](#)

[Accounting Modules](#)

[Customer Ledger](#)

[Data as a Service](#)

[NeXtGen services](#)

[NeXtGen Sales Order Service \(OC\)](#)

[NeXtGen Process Payment Service \(P2P\)](#)

[NeXtGen Journal Transactions Service API \(Accounting Core\)](#)

[API - Due dates for breaking changes](#)

Notice

30.04.2024

All information in this documentation may be changed without warning, and it does not represent any obligation on the part of the manufacturer.

All material in this documentation and the programs it concerns are protected by copyright legislation and the specially entered Agreement concerning usage rights and maintenance. All rights to this material are the property of Visma NextGen AB. Any copying or duplication of the material in this document, including but without limitations, text, screen appearance, icons, or methods, is prohibited.

As a part of its continuous development of the system, Visma NextGen AB may change the composition of packages, modules and functions. Visma NextGen AB waives any responsibility for any errors or omissions in the system, apart from what is clearly described in the current Agreement on usage rights and maintenance. Use of the system on other computers than the system it is licensed for is illegal and will be reported to the police and compensation will be claimed.

Introduction

This document includes information about new and changed features, fixed issues, and known issues and limitations in the latest version of [Visma.net](#) ERP.

We recommend that you read through the document so that you are familiar with the changes that have been made in this version before you start using it.

Please note that this document refers to the UK English version of [Visma.net](#) ERP.

SIGMA services


General

[Release Notes.](#) [Documentation](#) [T](#) [Fix Version/s](#)

[118 issues](#)

API

[Release Notes.](#) [Documentation](#) [T](#) [Fix Version/s](#)

Populating the Branch field in the Project endpoint /GET requests	Earlier, the Branch field was not populated in the Project endpoint/GET requests. This has now been fixed. -GET/api/v1/project/{projectID} -GET/api/v1/project/internal/{internalID} -GET/api/v1/project -GET /api/v1/project/tasks		9.92.0
--	---	---	--------

[436 issues](#)


Purchase to Pay


[Release Notes.](#) [Documentation](#) [T](#) [Fix Version/s](#)

[239 issues](#)

Order Core

[Release Notes.](#) [Documentation](#) [T](#) [Fix Version/s](#)

Rearrange purchase order lines	Earlier, you could not rearrange the order of the order lines in the Purchase orders (PO301000) window. This has now been fixed.		9.92.0
---------------------------------------	--	---	--------

Adding item to shipment exceeds order credit limit	Earlier, when you tried to add an item to a shipment that would make the order amount exceed the credit limit, the item would be deleted from the shipment but added to the sales order. This has now been fixed, and you will receive an error message and the item will not be added to the order.		9.92.0
---	--	---	--------

Sales profitability reports now include freight costs	Earlier, freight costs were not included in the sales profitability reports, which caused incorrect Cost, Margin, and Margin % values. This has now been fixed.		9.92.0
--	---	---	--------

[259 issues](#)

Accounting Core

[Release Notes.](#) [Documentation](#) [T](#) [Fix Version/s](#)

[340 issues](#)


Accounting Modules

[Release Notes.](#) [Documentation](#) [T](#) [Fix Version/s](#)

[272 issues](#)

Customer Ledger

[Release Notes.](#) [Documentation](#) [T](#) [Fix Version /s](#)

Multiple-instalment payment terms no longer result in incorrect totals in sales profitability report	Earlier, when you had used multiple-instalment payment terms, an extra line was added in the sales profitability reports, which caused incorrect totals for Net sales, Margin, and Margin %. This has now been fixed.		9.92.0
---	---	---	--------

[245 issues](#)

Data as a Service

Release Notes.	Documentation	T	Fix Version /s
Notification center to be replaced by notification emails	The Notification center will be removed and replaced by notification emails sent by the system. Note that this is not activated by default. If you want to receive notification emails, go to the User settings (SM203010) window, the General information tab, and select the check box 'Enable custom notification emails'.	<input checked="" type="checkbox"/>	9.92.0

[126 issues](#)

NeXtGen services

NeXtGen Sales Order Service (OC)

Release note title	Release Notes.	Component/s	T	Documentation	Fix Version /s	Resolved
'Sales Creator (neXtGen)' for all users with 'Sales User' role	Users with 'Sales User' role, have now been assigned the 'Sales Creator (neXtGen)' role. This means they can access the new Sales orders (SO30100S) window. Note that for new users added in Admin, the 'Sales Creator (neXtGen)' role needs to be assigned manually.	Frontend	<input checked="" type="checkbox"/>		2.0.872	Apr 25, 2024
Delete reason code on order line	You can now delete the reason code on an order line.	Frontend	<input type="checkbox"/>		2.0.878	Apr 24, 2024


[223 issues](#)

NeXtGen Process Payment Service (P2P)

Release note title	Release Notes.	Component/s	T	Fix Version/s	Resolved
--------------------	----------------	-------------	---	---------------	----------

[129 issues](#)

NeXtGen Journal Transactions Service API (Accounting Core)

Release Notes.	Documentation	Fix Version /s	Resolved	T	Component/s
Now you can use different branches within the same reference number and the system uses the inter-branch logic when transforming the voucher to a journal transaction	"debitBranchId", "creditBranchId" and "vatBranchId" are added to the POST option for creating new vouchers. When using the type "JournalVoucher", this offers the flexibility to use different branches within the same reference number and uses the inter-branch logic when transforming the voucher to a journal transaction.		Apr 29, 2024		API

[6 issues](#)

API - Due dates for breaking changes

Release Notes.	Documentation	Due
Default expand toggle values in GET KitAssembly endpoint to be set to FALSE instead of TRUE	Expand toggle values that are currently set to TRUE by default will be changed to FALSE by default.	May 01, 2024
Planned removal of VNI authentication method	<p>We are extending the deadline for phasing out VNI authentication method from December 31st 2023 til latest June 1st 2024.</p> <p>ISVs should register their (existing) integrations in the Developer Portal and use Connect authentication instead before the stated end date.</p> <p>Benefits of this change:</p> <ul style="list-style-type: none"> - One preferred method of authentication across Visma.net ERP portfolio - Better security using scopes - Let customer be more in control (customer grants access explicitly) <p>More information for ISVs on how to migrate existing integrations and/or setup new integrations can be found in the international developer community: https://community.visma.com/t5/News-in-Developers-Visma-net/Visma-net-ERP-APIs-are-now-available-for-Visma-Connect/ba-p/542148</p>	Jun 01, 2024

Planned removal of Sales Order API endpoints

We plan to be functionally complete by Q3-2024 (30th of September 2024), thus new due date being end of Q4-2024(31st of December 2024). If any change would occur for this, we will announce that as soon as possible,

Dec
31,
2024

A number of Sales Order API endpoints will be removed as a part of the transition to the next generation ERP.

The following API endpoints will be removed:

GET /controller/api/v1/salesorder/{orderNbr}
GET /controller/api/v1/salesorder/{orderType}/{orderNbr}
GET /controller/api/v1/salesorder/{orderType}/{orderNbr}/rotrut
GET /controller/api/v1/salesorder
GET /controller/api/v1/salesorder/{orderType}/{orderNbr}/commissions
POST /controller/api/v1/salesorder
POST /controller/api/v1/salesorder/{saleOrderNumber}/action/cancelSalesOrder
POST /controller/api/v1/salesorder/{salesOrderNumber}/action/reopenSalesOrder
PUT /controller/api/v1/salesorder/{orderNbr}
GET /controller/api/v1/salesorderbasic/{orderNbr}
GET /controller/api/v1/salesorderbasic/{orderType}/{orderNbr}
GET /controller/api/v1/salesorderbasic
POST /controller/api/v1/salesorderbasic
PUT /controller/api/v1/salesorderbasic/{orderNbr}
POST /controller/api/v2/salesorderbasic
POST /controller/api/v2/salesorder
POST /controller/api/v2/salesorder/{saleOrderNumber}/action/cancelSalesOrder
POST /controller/api/v2/salesorder/{salesOrderNumber}/action/reopenSalesOrder

All functionality currently missing in the new Sales Order Service API will be added before these endpoints are removed. The list of affected endpoints will also be extended, so pay attention to future updates.

For more information on how to use the Visma.net ERP Sales Order Service, please visit:
<https://community.visma.com/t5/News-in-Developers-Visma-net/Getting-started-with-the-first-neXtGen-service-Visma-net-ERP/ba-p/401436>

Swagger for Visma.net.ERP.SalesOrder.API
<https://salesorder.visma.net/swagger/index.html>