

Functional Release Notes Visma.net ERP 8.29.0



Table of content

- [Notice](#)
- [Introduction](#)

[General](#)
[P2P](#)
[O2C](#)
[Accounting](#)
[Project accounting](#)

Notice

1.12.2020

All information in this documentation may be changed without warning, and it does not represent an obligation on the part of the manufacturer.

All material in this documentation and the programs it concerns are protected by copyright legislation and the specially entered Agreement concerning usage rights and maintenance. All rights to this material are the property of Visma Software International AS. Any copying or duplication of the material in this document, including but without limitations, text, screen appearance, icons, or methods, is prohibited.

As a part of its continuous development of the system, Visma Software International AS may change the composition of packages, modules and functions. Visma Software International AS waives any responsibility for any errors or omissions in the system, apart from what is clearly described in the current Agreement on usage rights and maintenance. Use of the system on other computers than the system it is licensed for is illegal and will be reported to the police and compensation will be claimed.

Introduction


This document includes information about new and changed features, fixed issues, and known issues and limitations in the latest version of Visma.net ERP.

We recommend that you read through the document so that you are familiar with the changes that have been made in this version before you start using it.

Please note that this document refers to the UK English version of Visma.net ERP.







General

General deliveries

Release Notes.	Documentation	T
Select an hour interval for automation schedules	In the Automation schedules (SM205020) window, the layout of the Schedule tab has been improved: <ul style="list-style-type: none">- The "Exact time" field has been removed, and the value is always set to true for NEW schedules.- The "Starts on" - "Stops on" fields have been replaced with "Run between".- The "Interval" field: you now have to select a time interval (in hours) from the drop-down.	

[1 issue](#)

API

Release Notes.	Documentation	T
Improved error message on Project endpoint when wrong employeeID is selected	Error handling for the Project endpoint on the PUT operation has been improved. When trying to change an existing project, by adding a wrong employee, the error shows message "400 Bad request 'EmployeeID' is not found".	
Failing Swagger 3.0 rules in O2C API endpoints	In Visma.net ERP, a swagger json document is currently exposed for our APIs that previously failed to Open API/Swagger 3.x rules. Earlier, one of the rules that failed was about Routes (path templates). Routes are supposed to be equal, but they were not due to the path variables being used. The resulting swagger json document ended up with having two distinct entries for the two path variables, instead of one. This has now been fixed and corrected all route attributes that had this problem have been corrected.	
GET operation for Currency Endpoint (texchangerates/toCurrencyId/effectiveDate) does not return all the data shown in the swagger documentation	In previous versions, the GET /api/v1/currency/exchangerates/{toCurrencyId}/{effectiveDate} endpoint did not return all data listed in the Swagger documentation. This has now been fixed.	
\$Batch Endpoint returns 401 - Unauthorized for all requests except first operation in the batch payload	Earlier, the \$Batch Endpoint was returning 401-Unauthorized for all requests except first operation in the batch payload. This has now been fixed.	
The CustomerInvoice endpoint allows leading spaces in the "referenceNumber" field via API POST	Earlier, leading spaces were allowed in the CustomerInvoice endpoint for the field "referenceNumber" when performing a POST operation. This has now been fixed, so that CustomerInvoice, CustomerDebitNote and CustomerCreditNote endpoints will skip leading and trailing spaces in the "referenceNumber" field for the POST method. When "referenceNumber" contains spaces the response will be: "400 - Bad request, Error creating document. New document must have a number that can not contain spaces".	
The ARInvoice query suffers from async network I/O	Improved performance for GET CustomerInvoice, CustomerCreditNote and CustomerDebetNote endpoints by a using a smarter and more performance optimized SQL query.	

[6 issues](#)

P2P

Release Notes.	Documentation	T
----------------	---------------	---

Wrong Inbox error message when supplier has no terms

Invoice inbox (AP50604S) now displays the correct error message "The supplier doesn't have terms", if the payment term is missing from the supplier.



1 issue

O2C

Release Notes.

Documentation

T

Peppol BIS 3.0 - Remove schemeID in PartyIdentification and PartyLegalEntity when scheme 0037 is used

In PEPPOL BIS 3.0, there was an error in schemeIDs for the Finnish scheme ID 0037 in the PartyIdentification and PartyLegalEntity elements, under the AccountingCustomerParty and AccountingSupplierParty. SchemeID 0037 should only be used with the EndpointID (where you have the OVT electronic address), not with the business ID. This has now been fixed.



Send to AutoInvoice is not enabled for the Debit note type in the Sales invoices window

Earlier, if the "Send to AutoInvoice" check box was enabled on the customer, the "Send to AutoInvoice" check box on the Invoice address tab in the Sales invoices window was not enabled, when using the "Debit note" type. This has now been fixed.



External link cannot be imported to a sales order

Earlier, when importing lines to a sales order, the External link column could not be mapped and imported. This has now been fixed.



3 issues

Accounting

Release Notes.

Documentation

T

Deactivate deferral codes

Deferral codes have been modified with the Active column so that it is possible to set a deferral code to inactive and it will not be visible in lookups in Purchase invoices, Sales invoices, Cash sales. If it is entered, you will get an error message saying that the deferral code is inactive. The Deferral codes list window (DR2020PL) is changed and it now includes the column Active. You can make a filter using this column.



When changing a deferral code to inactive, you will get a message if the code is used on non-stock items, stock items, components on an item, Invoice inbox rules, and unreleased sales and purchase invoices.

You have to delete or change the deferral code on all items, components, and Invoice inbox rules and release all sales and purchase documents before you can set a deferral code to inactive.

In the Purchase invoice (AP301000), Sales invoice (AR301000), Cash sales (AR304000), Sales invoice (SO303000), Non-stock items (IN202000), Stock items (IN202500), and Invoice inbox rules (AP2060PL) windows, you will not be able to enter an inactive deferral code on document lines. You also get an error message when releasing an invoice if the deferral code is inactive.

The list windows for Non-stock items (IN2020PL), Stock items (IN2025PL), and Invoice inbox rules (AP2060PL) also contain the Deferral code field and you can add it to the list. This makes it easy to filter and maintain the code.

In the Deferral schedules (DR201500) window, you will not be able to use an inactive code on a new schedule.

On existing schedules you will see the inactive code, you can process it, and you are able to change the transactions.

In the Release schedules (DR503000), Run recognition (DR501000), Deferral schedule summary (DR401000), and Deferral transaction summary (DR402000) windows, you will get a warning on schedules with an inactive deferral code. It will not stop any processing of the transactions.

When deleting a deferral code, the same test and dialog will be shown as when setting the code inactive.

If there is no item, components, rules, and invoices for this item, the default check if it has been used in a schedule is done and you cannot delete a used code.

Foreign currency payments incorrectly show open amount on the balance per supplier(currency)

When processing bank transactions in a foreign currency in the Process bank transactions window (CA306000), a balance discrepancy was created on the invoice, which displayed incorrect information in the Balance by supplier (AP63250S) and Balance by supplier (currency) (AP63300S) reports. This has now been fixed.



[2 issues](#)

Project accounting

Release
Notes.

Documentation

T

New field "Customer project" in the Sales invoice window

There is a new field "Customer project" in the Sales invoices window (AR301000) on the Financials details tab in the References section. You can use this field to enter the project number requested by the customer. When a project number is entered in this field, it will replace the internal project number when sending to Autoinvoice for VismaXML and PEPPOL BIS. When nothing is filled in, the internal project number will be sent to AutoInvoice.



[1 issue](#)
