

Functional Release Notes Visma.net ERP 8.43.0



Table of contents

- [Notice](#)
- [Introduction](#)

[General](#)
[O2C](#)
[Accounting Core](#)
[Accounting Modules](#)

Notice

6.4.2021

All information in this documentation may be changed without warning, and it does not represent an obligation on the part of the manufacturer.

All material in this documentation and the programs it concerns are protected by copyright legislation and the specially entered Agreement concerning usage rights and maintenance. All rights to this material are the property of Visma Software International AS. Any copying or duplication of the material in this document, including but without limitations, text, screen appearance, icons, or methods, is prohibited.

As a part of its continuous development of the system, Visma Software International AS may change the composition of packages, modules and functions. Visma Software International AS waives any responsibility for any errors or omissions in the system, apart from what is clearly described in the current Agreement on usage rights and maintenance. Use of the system on other computers than the system it is licensed for is illegal and will be reported to the police and compensation will be claimed.

Introduction





This document includes information about new and changed features, fixed issues, and known issues and limitations in the latest version of Visma.net ERP.

We recommend that you read through the document so that you are familiar with the changes that have been made in this version before you start using it.

Please note that this document refers to the UK English version of Visma.net ERP.

General


API


Release Notes.	Documentation	T
New endpoints for Organisation (Companies)	<p>There are the following new endpoints for company:</p> <ul style="list-style-type: none">- GET organization/{organizationNumber},- GET organization- PUT organization/banksettings <p>The API returns the same information as for branches. In addition, there are settings for getting branches and bank settings.</p>	
Payment settings added in the Branch API	<p>A PUT Branch/Banksettings has also been added where you can update Bank information.</p> <p>The following columns on the tab Payment settings can be updated:</p> <ul style="list-style-type: none">bankNamebankAddress1bankAddress2bankAddress3bankCountryibanbbanbbaN2bbaN3biccreditorId	
Expose branch Payment settings tab in Branch endpoints	<p>The Branch APIs have been changed and the expandBanksettings parameter can be set to get Bank information from the branches.</p> <p>The following columns on the tab Payment settings will be returned:</p> <ul style="list-style-type: none">bankNamebankAddress1bankAddress2bankAddress3bankCountryibanbbanbbaN2bbaN3biccreditorId	
Wrong status when updating the sales order where the customer has exceeded its credit limit	<p>Earlier, when a customer had exceeded its credit limit and when you updated a sales order using PUT /api/v1/salesorder/{salesorderNumber} from status "Hold", the status didn't change to "Credit hold". Instead it changed to "Open".</p> <p>This has now been fixed so it works exactly as in the user interface.</p>	

[4 issues](#)

O2C


Release Notes.	Documentation	T
----------------	---------------	---

Wrong format of the VAT number for Finnish companies when sending e-invoices in Peppol format	When sending e-invoices in Peppol format, there was an issue with wrong format of the VAT number for Finnish companies. This has now been fixed, so that VAT numbers in domestic format are set in the international format, in order to fulfill the requirements of Peppol.	
--	---	---

Cannot create a shipment when items are not in stock	Earlier, when you created a shipment from a sales order with items that were not in stock, and you had enabled the settings "Add zero lines for items which are not in stock" and "Create zero shipments" in the Sales order preferences (SO101000) window, the shipment could not be created. The system gave the error: "Shipment can not be shipped in full". This has now been fixed, and the shipment can be created as intended.	
---	---	---



[2 issues](#)

Accounting Core

Release Notes.	Documentation	T
Correct fiscal entity on EC sales list when multi-branch is used (NL)	For Dutch users, the new EC sales list did not get the correct VAT reg. no from company and branch when you wanted to report on branch level for Omzetsbelastingnummer and VATIdentificationNumberNLFiscalEntityDivisjon in the file sent to AutoReport. This has now been fixed and the VAT reg. numbers are selected correctly as in the old EC sales list. With the check boxes in the Organisations (CS101500) window selected: File EC sales list by branch -> used VAT reg. no from company and branch File EC sales list by branch + File tax by branch -> Only VAT reg. no from the branch is used	

[1 issue](#)

Accounting Modules

Release Notes.	Documentation	T
Error in Autopay inbox when having a prefix	Earlier, you sometimes got the error "Index and length must refer to a location within the string" in the Autopay inbox (CA50400S) window when you had a prefix. This has now been fixed.	
Easy import and linking of all expense types to non-stock items	The import scenario "Import Expense types NO, FI, SE" has been updated with the ExternalID field so that you can import and link all expense types to non-stock items easier and efficiently.	

[2 issues](#)