

Functional Release Notes Visma.net ERP 8.47.0



Table of contents

- [Notice](#)
- [Introduction](#)

[General](#)

[P2P](#)

[O2C](#)

[Accounting Core](#)

[Accounting Modules](#)

Notice

4.5.2021

All information in this documentation may be changed without warning, and it does not represent an obligation on the part of the manufacturer.

All material in this documentation and the programs it concerns are protected by copyright legislation and the specially entered Agreement concerning usage rights and maintenance. All rights to this material are the property of Visma Software International AS. Any copying or duplication of the material in this document, including but without limitations, text, screen appearance, icons, or methods, is prohibited.

As a part of its continuous development of the system, Visma Software International AS may change the composition of packages, modules and functions. Visma Software International AS waives any responsibility for any errors or omissions in the system, apart from what is clearly described in the current Agreement on usage rights and maintenance. Use of the system on other computers than the system it is licensed for is illegal and will be reported to the police and compensation will be claimed.

Introduction



This document includes information about new and changed features, fixed issues, and known issues and limitations in the latest version of Visma.net ERP.

We recommend that you read through the document so that you are familiar with the changes that have been made in this version before you start using it.

Please note that this document refers to the UK English version of Visma.net ERP.

General

General deliveries

Release Notes.	Documentation	T
Wrong result when exporting Balance with external codes (GL63201S) to Excel	<p>When exporting the report Balance with external codes (GL63201S) to Excel, the report needed extensive formatting in Excel so that it could be used for analysis. This has now been corrected by letting the report come through the export without merging or hiding any columns.</p> <p>To achieve this, you must change a property in the Report designer and indicating column sequence before exporting to Excel.</p> <p>In GL63201S, click Edit report.</p> <p>On the right side of the Report designer window, you have Properties. If you can't see the Properties area, activate the report by clicking just outside the different fields of the report.</p> <p>In the Layout section of Properties, set Excel mode to Manual. This is a new setting and was previously not available.</p> <p>This setting makes it possible for you to split the columns instead of merging and hiding them.</p> <p>When this is done, you need to ensure that columns are separated by giving each a sequence number. First of all you need to change the selection of properties from the whole report to each field. Do that by clicking on the field you want to set as column number 1.</p> <p>In the Layout section, ensure the part about Excel is expanded. When that is done, you will see the Column field. This field indicates the column number.</p> <p>Enter 1 for the first column you want on the report.</p> <p>Click the next field in the report you want to include in the Excel and enter 2.</p> <p>Continue like this until you have the sequence and the number of columns you want in your report.</p> <p>Preview your work to ensure the desired result.</p>	
Changes in the User list report (SM65050S) window	<p>In the User list report (SM65050S) window, the columns Type, The account is activated, and Locked account have been removed. There are also some minor changes in the layout</p>	



[2 issues](#)

API

[Release Notes.](#) [Documentation](#) T

[No issues found](#)

P2P

Release Notes.	Documentation	T
Re-download missing invoice attachments in Invoice Inbox	<p>If attachments are missing when an invoice sent from AutoInvoice, you can re-download the attachments in Invoice Inbox (AP50604S). In the Status field, choose Attachment errors and then click Process. The attachments will be sent to Invoice Inbox.</p>	
New column Alternate description in Purchase orders window	<p>A new column named Alternate description has been added to the Purchase orders (PO301000) window. This will be updated from the stock item's details, from the Cross-reference tab (IN202500) when using a supplier part number and adding an alternate ID and description. The Alternate ID was available from before.</p>	

Incorrect Intrastat details if an order is shipped/invoiced twice

In Intrastat, a kit article showed a wrong net value when it was shipped in two different shipments. This has now been fixed.



[3 issues](#)

O2C

Release Notes.

Documentation

T

Improved transaction safety for inventory transactions

Improved the transaction safety for inventory receipt, issue, adjustment and transfer. This will remove the possibility for partial commitment of data in the system, which leads to better data integrity.



Lines are missing after export to Excel

Earlier, when you exported to Excel from an invoice layout, there were lines missing in the output. This has now been fixed.



[2 issues](#)

Accounting Core

Release Notes.

Documentation

T

Search in the description column of external code 1 and 2 in Chart of accounts

As a user I want to be able to write a part of the code or description in the column and it will be used when searching for matching values:
This has now been implemented in the columns External code 1 and 2 in the Chart of accounts, and both the code and description are a part of the search when you start writing a text.



Wrong balance in the inquiry Account details when using Show summary and navigation to previous and next record

The beginning and ending balance in the header of the Account details (GL404000) inquiry was wrong for negative amounts when using the Show summary option. The same balances were wrong when using the navigation to view the previous or the next record.
This has now been fixed.



Change EC sales list report type without changing VAT period statuses

When you changed the EC sales list report type in the VAT periods window (TX207000), an error changed the status on closed and prepared VAT periods, which resulted in errors when you prepared and closed VAT reports.
This has now been fixed, and changing the EC sales list report type does not change the VAT periods.



Report EC sales list for more than one tax agency

The new EC sales list did not support more than one tax agency as the old EC sales list did.



This has now been fixed and you can report to more than one tax agency for a company.
You have to run a tax report or save the tax period for the company and tax agency before you can use it in the new EC sales list.

[4 issues](#)

Accounting Modules

Release Notes.

Documentation

T

Correct status for a fully depreciated fixed asset

Earlier, a fixed asset got the status Active when it was entered as fully depreciated. This has now been fixed and the status is set to Fully depreciated.



Match an incoming payment with an invoice not having the same amount but the same KID /invoice

Earlier, if you had an incoming payment with a different amount than the invoice, it was not matched automatically. Now the system matches the payment with the invoice even if the amount is not the same.



[2 issues](#)