

Functional Release Notes 8.67.0



Table of contents

- [Notice](#)
- [Introduction](#)

[General](#)

[P2P](#)

[O2C](#)

[Accounting Core](#)

[Accounting Modules](#)

Notice

28.9.2021

All information in this documentation may be changed without warning, and it does not represent an obligation on the part of the manufacturer.

All material in this documentation and the programs it concerns are protected by copyright legislation and the specially entered Agreement concerning usage rights and maintenance. All rights to this material are the property of Visma Software International AS. Any copying or duplication of the material in this document, including but without limitations, text, screen appearance, icons, or methods, is prohibited.

As a part of its continuous development of the system, Visma Software International AS may change the composition of packages, modules and functions. Visma Software International AS waives any responsibility for any errors or omissions in the system, apart from what is clearly described in the current Agreement on usage rights and maintenance. Use of the system on other computers than the system it is licensed for is illegal and will be reported to the police and compensation will be claimed.

Introduction

This document includes information about new and changed features, fixed issues, and known issues and limitations in the latest version of Visma.net ERP.

We recommend that you read through the document so that you are familiar with the changes that have been made in this version before you start using it.

Please note that this document refers to the UK English version of Visma.net ERP.

General

General deliveries

release notes.	documentation	T
Database upgrade script to split SubCD in individual fields	In the Subaccounts (GL203000) window, all records in Sub table are now updated with the values in the new CD0X columns.	
New columns for showing split of Subaccount string	In the Subaccounts (GL203000) window, there are new columns available (not default) for showing the split of the Subaccount string. The columns get their name from the segment definition in the Segmented keys (CS202000) and Segment values (CS203000) windows.	

[2 issues](#)

API

release notes.	documentation	T
New endpoint for update (PUT) stock items by internal InventoryID	It is now possible to update the data for a stock item by its internalID using the new endpoint: PUT /api/v1/inventory/internal/{inventoryId}	
New endpoint for update (PUT) customers by internal ID	It is now possible to update the data for a customer by its internalID using the new endpoint: PUT /api/v1/customer/internal/{internalID}.	
JournalTransactionV2 API returned duplicated transactions when using paging	For a large number of transactions and lines, the JournalTransactionV2 API returned duplicated transactions when paging was used. This has now been fixed.	
GET inventoryReceipt endpoint not returning transferNumber field	Earlier, the GET inventoryReceipt endpoint did not return the transferNumber field. This has now been fixed.	


[4 issues](#)

Due dates for breaking changes






release notes.	documentation	Due
Breaking change on Currency endpoint	The PUT, POST and GET v1/currency/ExchangeRates methods are deprecated and will be removed on November 16th 2021. Start using the new methods under v2/currencyRate.	Nov 16, 2021
Breaking change on GeneralLedgerTransactions	To improve the performance of GeneralLedgerTransactions endpoint, there are now three new flags to allow users to retrieve extended data only if necessary: expandBranchInfo, expandAccountInfo, includeTransactionBalance. To ensure the API compatibility, the flags were set to True by default but they will be switched to False by November 16th 2021. Please verify swagger documentation and if you consider the extended data is necessary, set the flags to True for your calls.	Nov 16, 2021

[2 issues](#)

P2P

release notes.	documentation	T
Import buyer's reference and map to buyer's order number	When importing invoices to Invoice inbox, if BuyersOrderNo is empty from XML, and if there is a value in BuyersReference, the system now imports the buyer's reference and maps it to the buyer's order number in Invoice inbox.	
1 issue		

O2C

release notes.	documentation	T
Not possible to exclude invoice PDF when using PEPPOL BIS Invoice for B2C	Previously, it was not possible to exclude the invoice PDF for consumer route when using PEPPOL BIS invoice (Norway). This has now been fixed, leaving the option to exclude invoice PDF on B2C, in addition to for B2B, for both the Customers (AR30300) and Customer classes (AR20100) windows.	
Element for discount set incorrectly in PEPPOL BIS 3.0	Earlier, the AllowanceCharge element in PEPPOL BIS 3.0, which shows the discount amount of the invoice, was set incorrectly in certain scenarios resulting in invoice ending up in error state when validated. This has now been fixed.	
Overdue documents missing in Prepare dunning letters when dunning process is set to "By customer"	Earlier, overdue documents were missing in some cases in the Prepare dunning letters (AR521000) window when "Dunning process" was set to "By customer" in the Customer ledger preferences (AR101000) window on Dunning settings tab.	
Salesperson not set by new customer class	Earlier, when changing customer class in the Customers (AR303000) window, the salesperson was not set according to the settings of the new customer class. This has now been fixed.	
Link error when clicking customer number in Customer history summary report	Earlier, there was a link error when you clicked the customer number in the Customer history summary report (AR652100) window. This has now been fixed.	
5 issues		

Accounting Core

release notes.	documentation	T
--------------------------------	-------------------------------	---

[No issues found](#)

Accounting Modules

New endpoints for GET customers and inventory items by internal ID

It is now possible to get the data for a customer and an inventory item by its internalID using the new endpoints:
GET /api/v1/inventory/internal/{inventoryId}
GET /api/v1/customer/internal/{internalId}



[1 issue](#)